



IVC-GNY-KPMG INVESTORS REPORT 2024

In association with:



INDEX

- 3 REFLECTING ON 2024**
- 5 BACKGROUND | 2024**
- 6 DATA 2024**
- 8 ISRAELI VENTURE CAPITAL MANAGEMENT ANALYSIS | 2024**
 - Israeli VC Funds Capital Raising | 2015 –2024
 - Israeli VC Funds Capital Raising List | 2024
 - Israeli VC Funds Capital Raising List - Update | 2023
 - Israeli FOF/VL/Secondary funds Capital Raising by Vintage Year | 2015 - 2024
 - Top Active Israeli VC Management Companies by Managed Capital | 2024
 - Israeli Venture Funds Capital Management | 2015 - 2024
 - Israeli VC Funds – Dry Powder | 2015 - 2024
- 16 MOST ACTIVE VC & CVC INVESTORS IN ISRAEL BY FIRST INVESTMENTS | 2024**
 - Methodology
 - Israeli & Foreign VCs Ranking | 2024
 - VC Funds First Investments Analysis by Round Type | 2024
 - Foreign VC Funds Ranking | 2024
 - Israeli Large VC Funds (>\$200m) Ranking | 2024
 - Israeli Micro (<\$50m) & Medium (\$50m-\$200m) VC Funds Ranking | 2024
 - Corporate VC Funds: # of First Investments | 2015 –2024
- 24 FOREIGN vs. ISRAELI VC FUNDS ACTIVITY IN ISRAEL**
 - Estimate First Investments: Israeli vs. Foreign VCs | 2015 –2024
 - First vs Follow-on VC Funds Investments | 2015 – 2024
 - First Investments: Israeli vs. Foreign VCs | 2015 – 2024
 - Israeli VCs – Number of New Portfolio by Tech Verticals | 2015 –2024
- 29 ISRAELI INSTITUTIONAL INVESTORS | 2024**
- 34 ISRAELI INNOVATION AUTHORITY | 2024**
- 37 ABOUT**



REFLECTING ON 2024:



The 2024 report is divided into two parallel analyses, tracking the activity of funds in Israel. We examine fundraising alongside the actual deployment of investments. While fundraising, which is typically seasonal, remained at low levels and continued to decline, the actual rate and number of investments increased compared to 2023.

In 2024, Israeli venture capital fundraising experienced a significant decline, reaching its lowest level since 2015 and marking the second consecutive year of contraction. Although the report does not yet reflect data for the entire year, preliminary figures indicate that the total amount raised was substantially lower than in 2023, with only a handful of funds securing major investments.

The report highlights that a considerable portion of funds was raised by management companies established in recent years, reflecting a shift in the venture capital ecosystem.

On a more optimistic note, the rate of first-time investments in companies remained stable. Despite the war throughout the year, the 2024 rate of first investments kept pace with 2023. IVC estimates that final numbers will even show meaningful growth compared to 2023.

However, with investment rates remaining steady but fundraising declining in 2024, available "dry powder" capital dropped to one of its lowest levels, leading to a growing focus on supporting existing portfolio companies.

Israeli institutional investors have historically played a limited role in large-scale tech investments. In 2024, their participation continued to decline, as they remained

cautious due to market uncertainties and risk concerns. The Israeli government has encouraged greater institutional participation, but adoption has been slow.

Corporate VC funds remained active in the Israeli tech ecosystem, providing both capital and strategic partnerships. However, first-time investments by foreign CVCs declined to their lowest level in a decade, while Israeli CVCs maintained stable activity with a slight increase.

Israeli VC funds continued to dominate in 2024, with majority of the most active funds being Israeli. However, some non-Israeli VCs also ranked among the most active, demonstrating continued international interest in the Israeli market.



Still, a comparison of foreign (primarily U.S.-based) and Israeli investors reveals that foreign investors execute a higher number of deals and deploy significantly larger capital per investment. This influx of foreign capital has provided critical financial resources for Israeli startups, enabling scalability and global expansion.

In 2024, investment activity was led by Cybersecurity and Generative AI, while Fintech and Foodtech investments fell to their lowest levels since 2018, reflecting shifting market preferences. The year also saw a significant increase in biotech and digital health investments, with Deeptech remaining strong.

Ongoing conflicts and geopolitical threats have heightened investor interest in Israeli defense technologies. While the government has traditionally led defense-tech development, bureaucratic inefficiencies and slow approval processes have made it difficult to meet evolving security needs. In response, investors have increased capital allocations to these areas, and new VC funds are being established specifically for defense-tech startups.

Looking ahead, the global high-tech sector in 2025 will be shaped by shifting U.S. policies on R&D funding, international trade, and technology regulation. Based on 2024 trends and in alignment with U.S. priorities and global demand, Generative AI, Fintech, Cybersecurity, and Defense Tech are expected to remain the top investment sectors in 2025.

Israel is well-positioned to leverage its strengths in these fields and attract further investment, which, hopefully, will include increased participation from Israeli institutional investors.



Shlomo Landress
Senior Partner
Technology Practice
Gornitzky GNY



Yuval Horn
Chair of the Technology
and Life Sciences Practice
Gornitzky GNY



Dina Pasca Raz
Partner
Head of Technology
KPMG Israel

Tech investors are key players in the Israeli high-tech ecosystem. They provide the funding that allows local start-up companies to flourish and serve as a bellwether of the health of the tech industry.

This report reviews the trends and activities of two main investor types in 2024: venture capital (VC) funds (including corporate VC investors) and Israeli institutional investors.

We will focus on these two types of investors in order to underscore the changing dynamics in the Israeli tech ecosystem and the growing interest in more mature companies.

In addition, the report will analyze fund raising by Israeli VCs (by Vintage Year), capital availability for local tech, and different aspects of investments.

Analyzing investors and venture capital fund activity is challenging. While the quantity and quality of shared information has increased significantly in recent years, there is still much that remains unknown about the activities of the various funds.

In Israel, the challenge is even bigger since foreign entities allocate a large slice of the capital. The past years have seen foreign VC funds continuing to expand their Israeli portfolio. This has turned them into influential players locally and adds another level of complexity to the equation.

Local institutional investors are relatively new to technology investments and their exposure to start-up companies is still minimal. Israeli government agencies have been encouraging institutional investors to enhance their participation in the local tech market. We believe that highlighting these activities will help to better understand the Israeli tech investment landscape.

This report takes into consideration all of the above, and more, to create the benchmark for investor activity in Israel.

DATA

The report reviews capital invested by venture capital funds and corporate VCs for the period 2015–2024, and by institutional investors for the years 2020–2024.

The reported data presents investment activity IVC collects from reliable media sources and direct reports gathered by IVC's team of data specialists. The data collection efforts for this report include engagement with the VCs and institutional investors that operated in Israel in 2024. All information in this report is based on data collected by IVC.

This report examines:

138	Corporate VC funds that invested in Israeli-Related or Israeli high-tech companies during 2024.
620	Capital Raising Rounds in 2024 with VC participation (VC – Backed).
1868	Investments by VCs during 2024 in Israeli or Israeli related companies.
863	VC funds that invested in Israeli or Israeli related companies during 2024.
347	Investments by 8 Israeli institutional investors during 2020 - 2024 in Israeli high-tech companies.

*This report relates to the annual activity of the funds. Analysis reflects available data for 2024 and is not normalized for the period, in contrast to the [IVC & LeumiTech Israeli Tech Review](#). IVC provides some estimates to evaluate the true activity for the last two years (Slides 27–29).

GENERAL

The IVC Investors Report (the “Report”) aims to provide a deep dive into the Israeli start-up funding ecosystem in 2024 compared to previous years.

The Report provides an overview of the key players who fund Israeli start-ups. In particular, the Report provides data and trends on:

- Israeli VC funds capital raising (by Vintage Year) since 2015
- The top venture funds in Israel in 2024 ranked by capital managed
- Israeli venture capital funds that raised funds in 2024 (including amounts raised by each fund); fundraising is based on vintage year – first capital call or fund closing year
- Analysis of the capital currently available to Israeli VCs for investments in the Israeli tech market (Dry Powder)
- Most active VC in 2024. The list is divided into four categories: foreign funds, Israeli large funds, Israeli medium size funds, and Israeli micro funds
- Analysis of corporate VC funds (CVC) activity in 2024
- Relative activity of Israeli and foreign VC funds: comparing amounts invested in Israeli high-tech companies, number of investments, and a breakdown between first and follow-on investments. Foreign VCs are VCs that have foreign ownership and are headquartered outside of Israel
- Summary of Israeli institutional investor activity since 2020

We believe that a review of the activity of the different players in the Israeli technology funding ecosystem will enable our readers to better understand their funding options, industry trends and players, and potential parties to approach when seeking funding.



ISRAELI VENTURE CAPITAL MANAGEMENT ANALYSIS | 2024

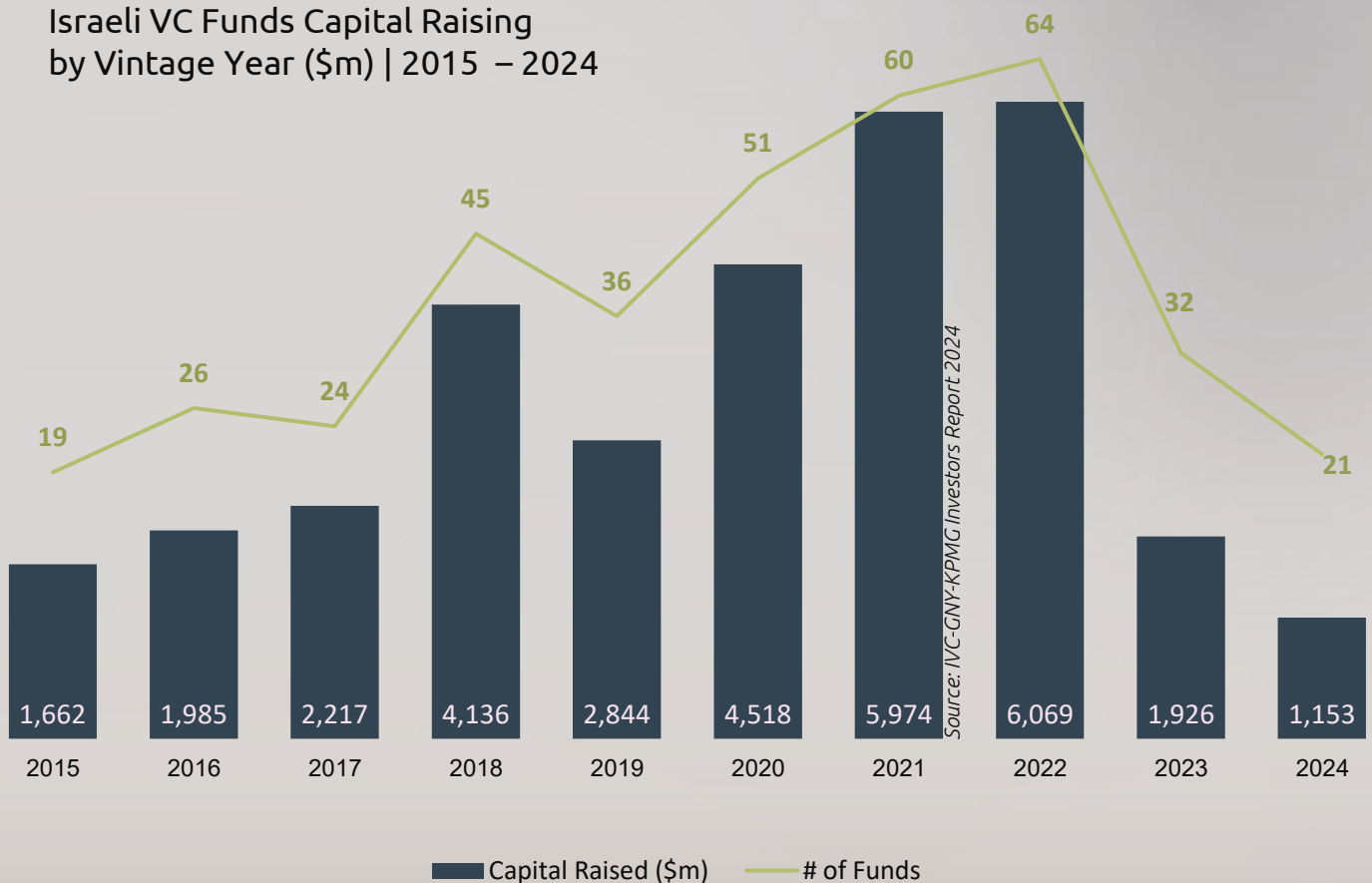
ISRAELI VC FUNDS CAPITAL RAISING | 2015 – 2024

Israeli venture capital fundraising in 2024 has demonstrated a notable decrease in both capital proceeds and number of funds for the second year in a row. Five funds raised over \$100m each, compared to nine such funds in 2023.

Thirteen out of 21 funds were raised by management companies (MCs) established in the last five years, with a total of \$656m in known funding. Two funds are dedicated to early-stage companies: (SIBF) Impact Fund and Jumpspeed II.



Israeli VC Funds Capital Raising
by Vintage Year (\$m) | 2015 – 2024



ISRAELI VC FUNDS CAPITAL RAISING | 2024

Management Company	Fund name	Capital Raised (\$m)
Vintage Ventures Management Ltd.	Vintage XVI	200
Red Dot	Red Dot Capital Partners III	200
vgames Funds Management Ltd.	vgames Fund III	142
Angular Ventures	Angular Ventures Fund III	125
Picture Capital	Picture Capital I LP	112
iAngels Ventures	iAngels Ventures Fund II	70
Protego Ventures	Protego Ventures Fund	70
CyberStarts Venture Fund Ltd.	CyberStarts Fund IV	60
Swish Ventures	Swish Ventures Fund	60
Good Company VP	Good Company Fund II	30
2i Ventures	2i Ventures Fund	20
Edge Medical Ventures	Edge Medical Ventures Fund (EdgeMED)	20
Iron Nation	Iron Nation Fund	20
Jumpspeed Ventures	Jumpspeed Fund II	20
SIBF	SIBF Impact Fund	4
Ace Capital Partners	Ace Capital Partners Fund	
Cerca Partners	Cerca Opportunities Fund	
Gravity Climate Management	Gravity Climate Fund	
I-Next Capital Management Company (Ichilov)	I-Next Capital (Ichilov)	
KIDRON Capital Assets	KIDRON Capital Assets Fund	
Vertex Ventures	Vertex Ventures Israel VII	

Source: IVC-GNY-KPMG Investors Report 2024

ISRAELI VC FUNDS CAPITAL RAISING – UPDATE | 2023

Management Company	Fund name	Capital Raised (\$m)
Qumra Capital Management Ltd.	Qumra Capital IV	275
Pitango VC	Pitango Growth III/ Pitango HealthTech II	270
TLV Partners	TLV Partners Fund V	250
Viola Growth	Viola Growth IV LP	250
Greenfield Partners	Greenfield Partners Fund III	247
Israel Growth Partners (IGP)	Israel Growth Partners (IGP) III	140
Glilot Capital Partners	Glilot Early Growth II LP/ Glilot Capital Partners Plus II	100
MoreTech Ventures Management	MoreTech Ventures II	100
New Era Capital Partners Management	NewEra Capital Partners III	80
FLORA Ventures Management Ltd.	FLORA Ventures LP	50
Tal Ventures Management Ltd.	Tal Ventures II	35
Cardumen Capital	Cardumen Food Tech Fund I	30
TechAviv Founder Partners	TechAviv Founder Partners II LP	25
Israel Resilience Fund General Partner (Our Crowd)	Israel Resilience Fund LP (Our Crowd)	17
91 Venture Capital GP 91	91 Venture Capital Investments	15
New Gate Capital Management	New Gate Capital I	15
OurCrowd FoodTech GP	OurCrowd FoodTech Fund	10
OurCrowd AI	OurCrowd AI Fund	10
Eretz Noshevet Management	Eretz Noshevet Ltd.	5
Savyon Ventures Management	Savyon Ventures	1.55
Elements VC	Elements VC Fund	
i3 Equity Partners Ltd.	i3 Equity Partners Fund II	
Keren Yam Management	Keren Yam	
Masaryk Ventures	Masaryk Ventures Fund	
Moon2Mars Ventures Management	Moon2Mars Ventures Fund	
OC Innovators (OurCrowd)	OC Innovators Fund (OurCrowd)	
Pecan Ventures	Pecan Ventures Fund	
Remagine Ventures	Remagine Ventures Fund II	
Selah Ventures	Selah Ventures Fund I LP	
Shoham Ventures Management	Shoham Ventures	
Strait Capital	Strait Capital Fund	

Source: IVC-GNY-KPMG Investors Report 2024

ISRAELI FOF/SECONDARY/VL FUNDS CAPITAL RAISING BY VINTAGE YEAR (\$m) | 2015 –2024

In 2024, two strategic investment funds raised capital: Viola Credit, a venture-lending fund, accounted for \$600m, and Meitav raised capital for Valoo secondary fund (with undisclosed amount).



TOP ACTIVE ISRAELI VC MANAGEMENT COMPANIES BY MANAGED CAPITAL | 2024

In 2024 there were 463 active and fully invested funds managed by 211 active Israeli VC management companies (MCs). Vintage Ventures manages the largest number of active and fully invested funds – 16 funds, followed by Pitango (13) and JVP (11), Vertex follows with 10 funds, while Team8 Group, TLV Partners, 83North, and Pontifax manage 7 funds each.

 (2002) \$3,430m	 (1993) \$2,860m	 (2018) \$2,750m	 (2000) (2008) \$2,253m
 (1993) \$2,076m	 (2006) \$2,068m	 (1997) \$1,437m	 (2009) \$1,250m
 (2016) \$1,214m	 (2003) \$1,210m	 (2014) \$1,200m	 (2015) \$1,060m
 (2012) \$998m	 (2013) \$844.5m	 (1993) \$798m	 (2019) \$750m
 (2017) \$740m	 (2011) \$735m	 (2018) \$714m	 (2007) \$668.2m
 (2015) \$644m	 (2013) \$630m	 (2001) \$600m	 (2019) \$550m
 (2001) \$540m	 (2008) \$500m		

Source: IVC-GNY-KPMG Investors Report 2024

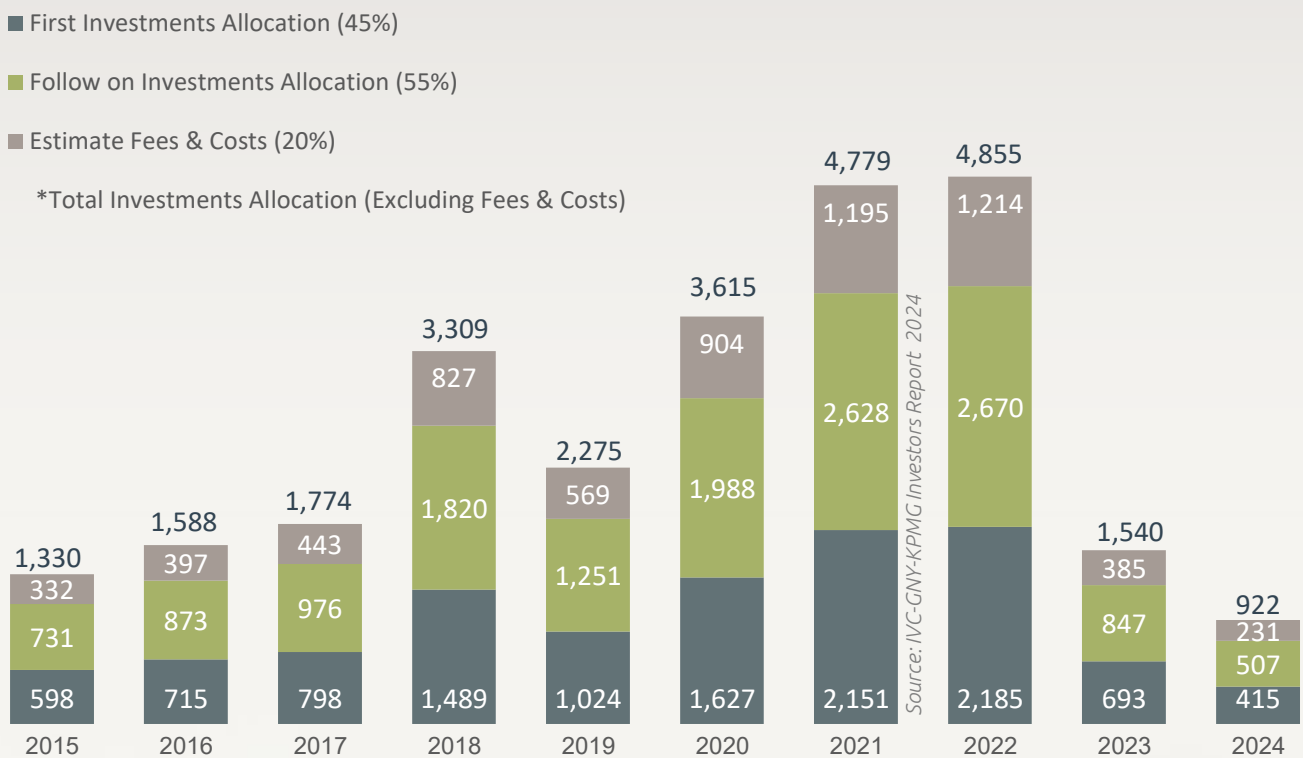
- Establishment Year in brackets

ISRAELI VENTURE CAPITAL MANAGEMENT | 2024

VC fund capital allocation is calculated based on capital raised by vintage year (meaning – even if the money is raised a year later, the fund is registered the year it starts to operate). Excluding estimated annual fund management fees and costs (20% of the total), the rest of the amount is divided between first (45%) and follow-on (55%) investments.

Currently, 2024 is at the lowest point in fundraising for new Israeli VCs since 2015. Some capital adjustments are expected further along in 2025, as a large number of funds are in the process of fundraising.

Israeli VC Funds Capital Management – Capital Allocation | 2015 – 2024

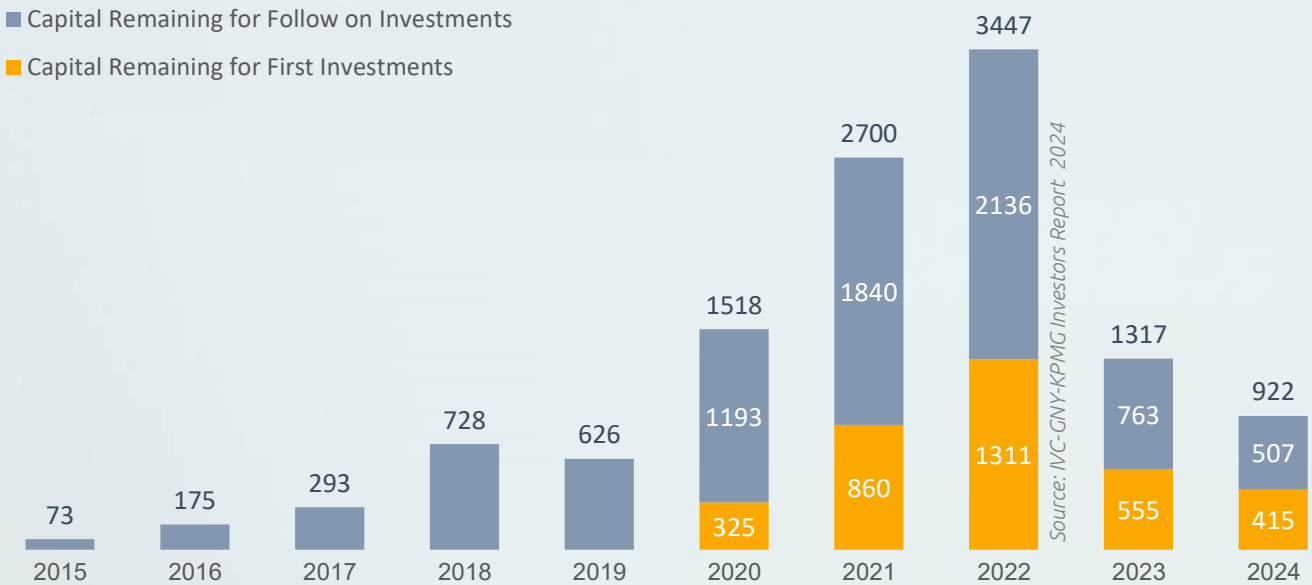


ISRAELI VC FUNDS – DRY POWDER BY YEAR

IVC's Dry Powder model estimates Israeli VCs' total capital volume available on the sidelines for investing in Israeli high-tech. The model is based on a constant annual discount rate to calculate the remaining capital in the Israeli tech ecosystem.

Following operations over the 10-year period 2015–2024, Israeli VC funds currently have nearly \$11.8b in cumulative total dry powder remaining for investments in Israeli high-tech companies. Out of this amount, approximately \$3.5b is available for new portfolio companies (first investments), while around \$8.3b is reserved for investments in existing portfolio companies (follow-on investments).

Dry Powder: Israeli VC Funds Capital Remaining for Investments | 2015 - 2024






MOST ACTIVE VC & CVC INVESTORS IN ISRAEL BY FIRST INVESTMENTS | 2024





MOST ACTIVE FUNDS METHODOLOGY

- Based on first/initial investments in private and public high-tech companies, Israeli and Israeli related.
- VC and CVC Funds – Israeli & Foreign; Venture investing platforms are included.
- We compare fund management companies, not specific funds. We aggregate all funds managed by a specific management group, not specific funds.
- Foreign Funds are recognized for investments in Israel, regardless of whether they are an “Israeli dedicated specific fund”.
- We are indifferent as to whether the company is Incubated or Accelerated.
- The methodology includes all types of equity investment: Equity, Secondary Deals, SAFE, Convertible Debt, etc.
- Investments in foreign companies and companies in “stealth mode” are not included.
- Israeli VC fund size classification:
 - Micro Funds – Below 50\$m
 - Mid-Sized Funds – 50\$m -200\$m
 - Large Funds – 200\$m and Above
- Rankings are based solely on public and reported data that was gathered and stored in the IVC Platform

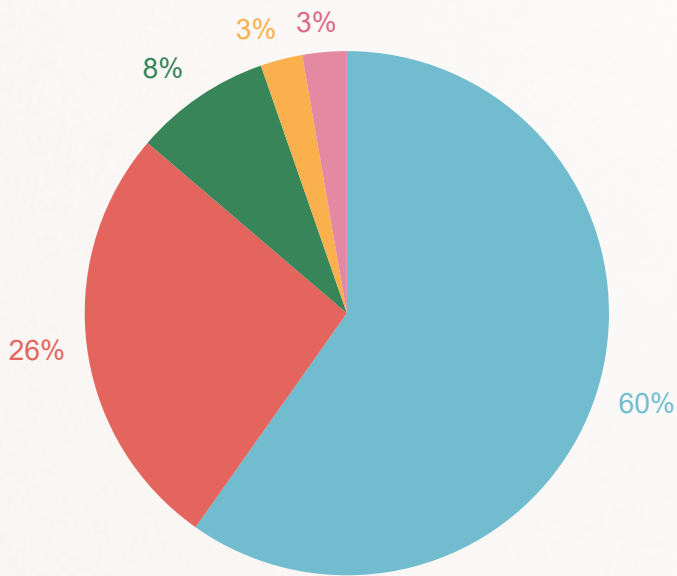
MOST ACTIVE VC FUNDS IN ISRAEL: ISRAELI & FOREIGN VCS RANKING BY FIRST INVESTMENTS | 2024



Source: IVC-GNY-KPMG Investors Report 2024

 Israeli Investor
 Foreign Investor

VC FUNDS FIRST INVESTMENTS ANALYSIS BY ROUND TYPE | 2024



of First VC Investments

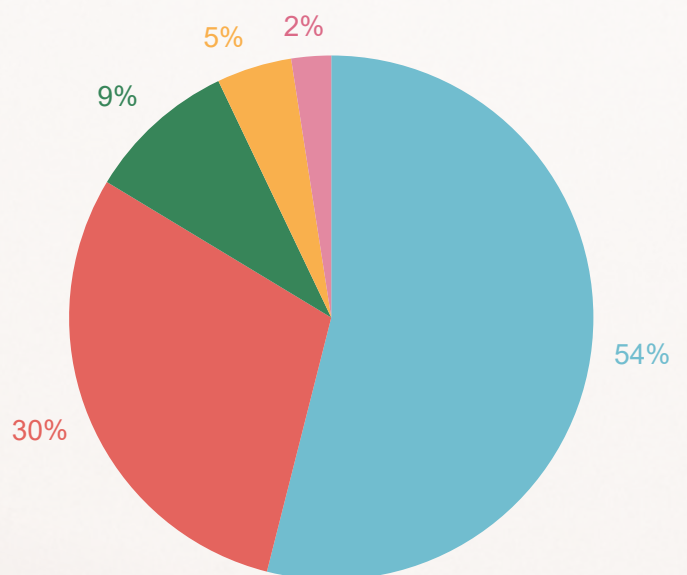
- Seed
- A Round
- B Round
- C Round
- Later Round

Source: IVC-GNY-KPMG Investors Report 2024

of First Foreign
VC Investments

- Seed
- A Round
- B Round
- C Round
- Later Round

Source: IVC-GNY-KPMG Investors Report 2024



MOST ACTIVE FOREIGN VC FUNDS RANKING | 2024

<p>NFX</p>   <p>9 Deals</p>	<p>Ibex Investors</p>   <p>8 Deals</p>	<p>Andreessen Horowitz</p>   <p>7 Deals</p>	<p>Samsung Next</p>   <p>7 Deals</p>
<p>Tachles VC</p>   <p>7 Deals</p>	<p>Arc Ventures</p>   <p>6 Deals</p>	<p>J-Ventures</p>   <p>6 Deals</p>	<p>Lightspeed</p>   <p>6 Deals</p>
<p>97212 Ventures</p>   <p>5 Deals</p>	<p>Bessemer</p>   <p>5 Deals</p>	<p>ICI Fund</p>   <p>5 Deals</p>	<p>Index Ventures</p>   <p>5 Deals</p>
<p>Insight Partners</p>   <p>5 Deals</p>	<p>Maccabee Ventures</p>   <p>5 Deals</p>	<p>Vesey Ventures</p>   <p>5 Deals</p>	<p>Zeev Ventures</p>   <p>5 Deals</p>

Foreign Investor (Region)

Flag = Investor's HQ country

Source: IVC-GNY-KPMG Investors Report 2024


OurCrowd
*Venture Investing Platform




 **34 Deals**

Capital Managed \$m **2,300**


Grove Ventures




 **8 Deals**

Capital Managed \$m **418**

Entrée Capital



 **7 Deals**

Capital Managed \$m **1,250**

Team8 Labs



 **6 Deals**

Capital Managed \$m **1,200**


Cardumen Capital




 **6 Deals**

Capital Managed \$m **225**

Vertex Ventures




 **5 Deals**

Capital Managed \$m **1,437**

Hanaco Venture Capital



 **5 Deals**

Capital Managed \$m **740**


Peregrine Ventures




 **5 Deals**


Capital Managed \$m **600**

Tal Ventures



 **5 Deals**


Capital Managed \$m **210**

 Israeli Investor (Region)
Flag = Investor's HQ country

MOST ACTIVE LARGE ISRAELI VC FUNDS (>\$200M) RANKING 2024


Source: IVC-GNY-KPMG Investors Report 2024

MOST ACTIVE ISRAELI MICRO VC FUNDS (<\$50M) RANKING | 2024



Source: IVC-GNY-KPMG Investors Report 2024

MOST ACTIVE ISRAELI MEDIUM VC FUNDS (\$50M-\$200M) RANKING | 2024

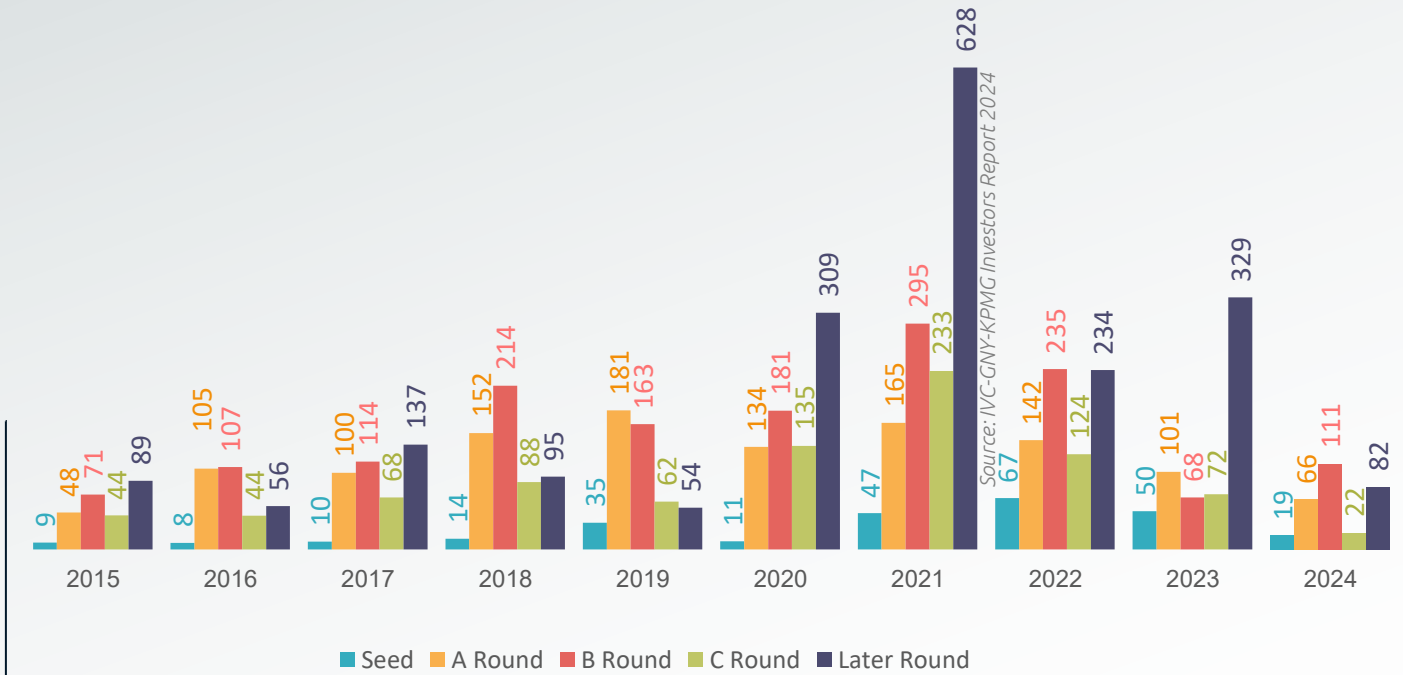


Source: IVC-GNY-KPMG Investors Report 2024

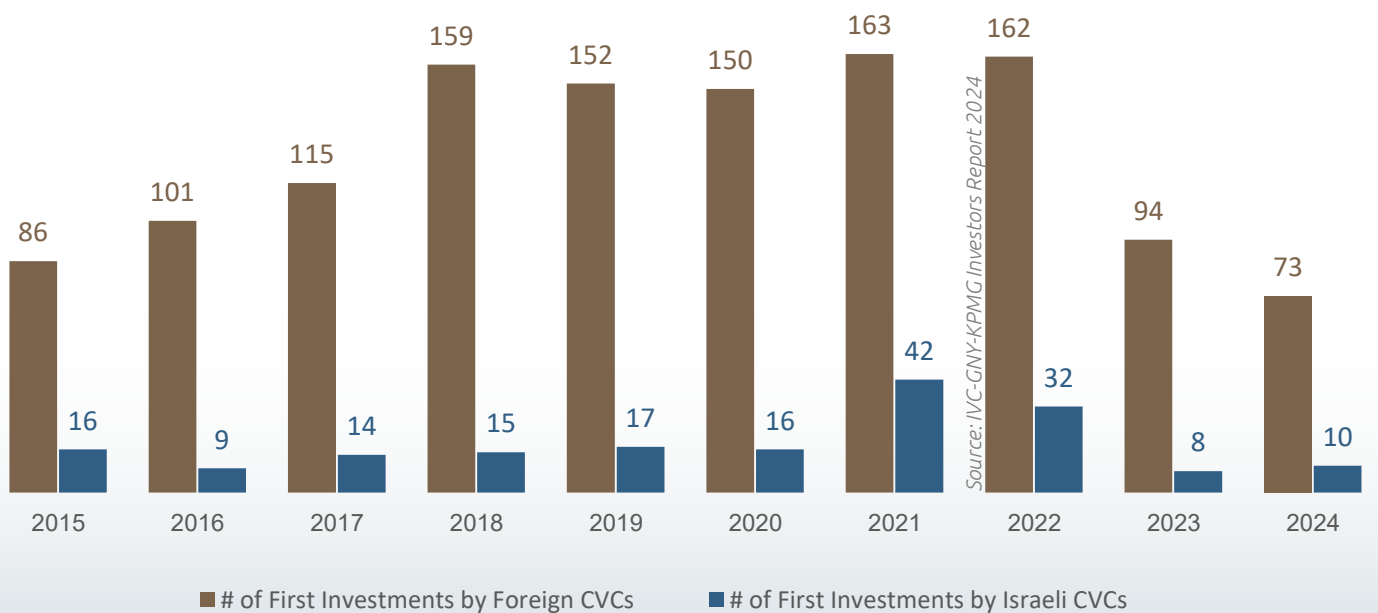
 Israeli Investor (Region)
 Flag = Investor's HQ country

CORPORATE VC FUNDS: FIRST INVESTMENTS | 2015 –2024

First Investments \$m by CVCs in Israeli High-Tech by Round Type 2015 –2024



of First Investments by Israeli vs. Foreign CVCs in Israeli High-Tech 2015 –2024





VC FUNDS IN ISRAEL ANALYSIS | 2024

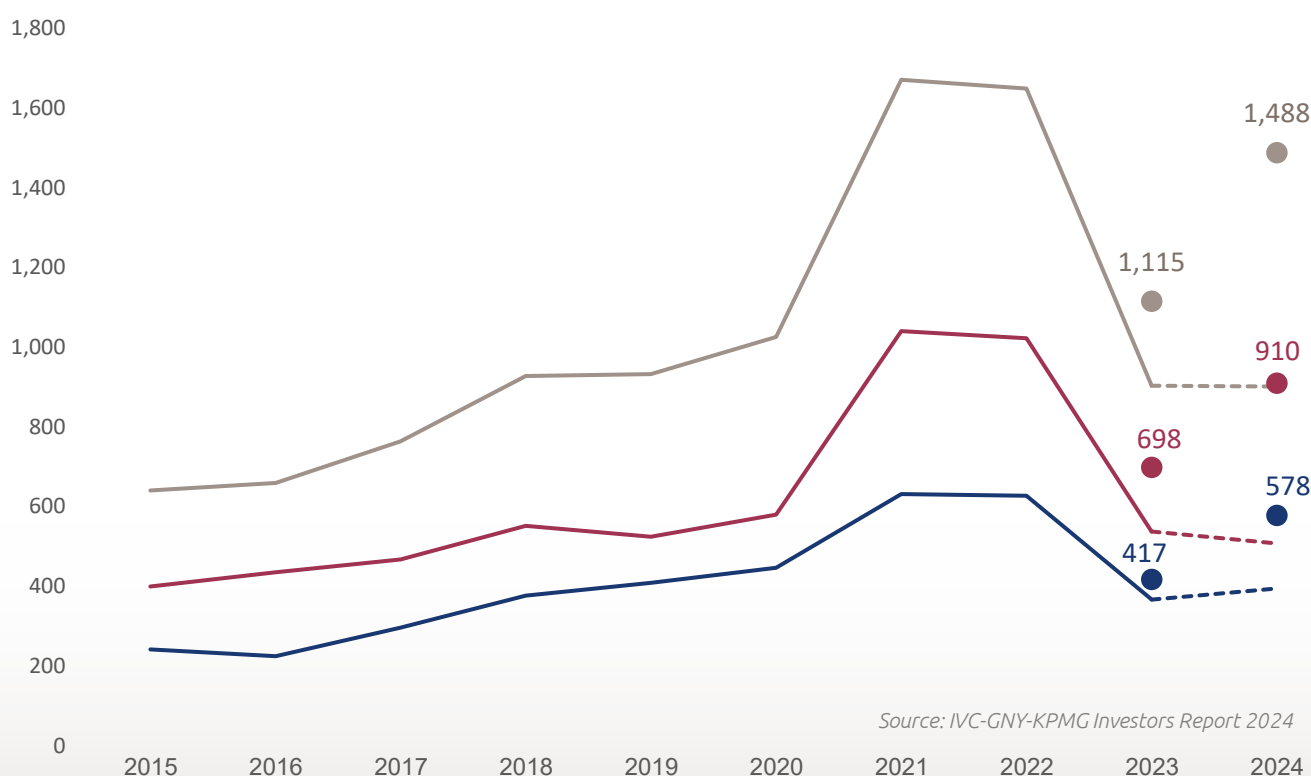
ADJUSTED GROWTH IN ISRAELI / FOREIGN VC FUNDS FIRST INVESTMENTS | 2015 - 2024

According to the investment figures available on 31/12/2024, VC funds have kept their first investments pace similar to 2023.

However, investment patterns over the last decade suggest that, as of right now, we know about approximately 50% of the total investment figures made in 2024, and nearly 70% of those which were made in 2023. IVC expects that these numbers will be adjusted in the next years.

As the graph below shows, IVC estimates that 2024 first investment figures will demonstrate meaningful growth compared to the previous year for both Israeli and foreign VCs.

of First Investments by Israeli vs. Foreign VC Funds Including Estimate Figures

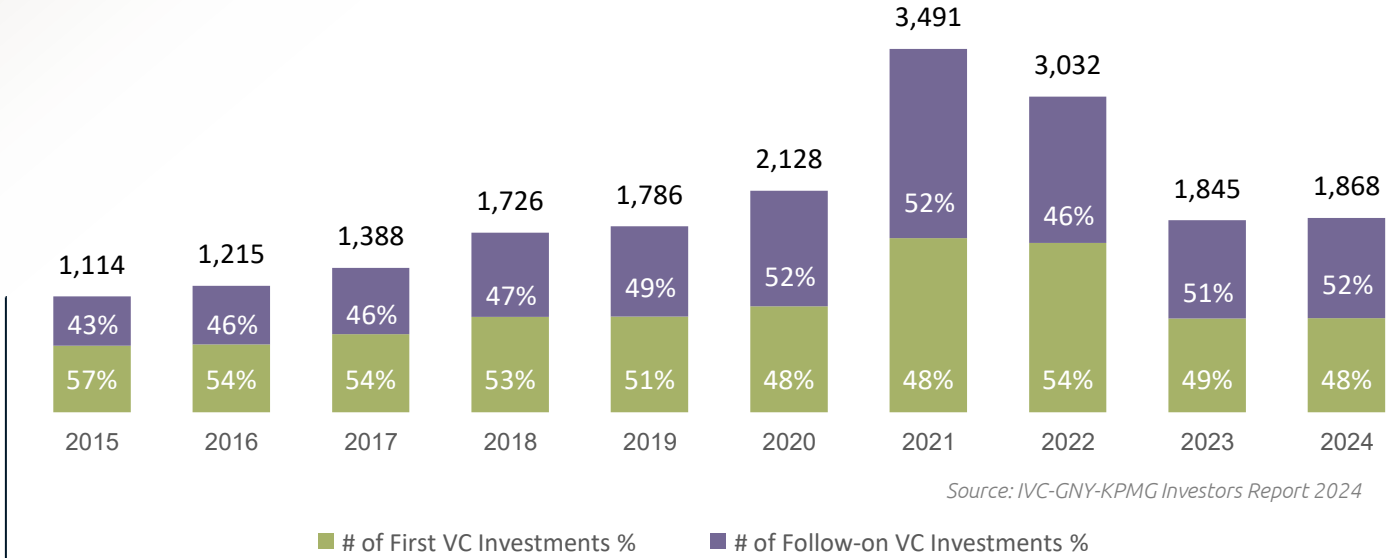


Source: IVC-GNY-KPMG Investors Report 2024

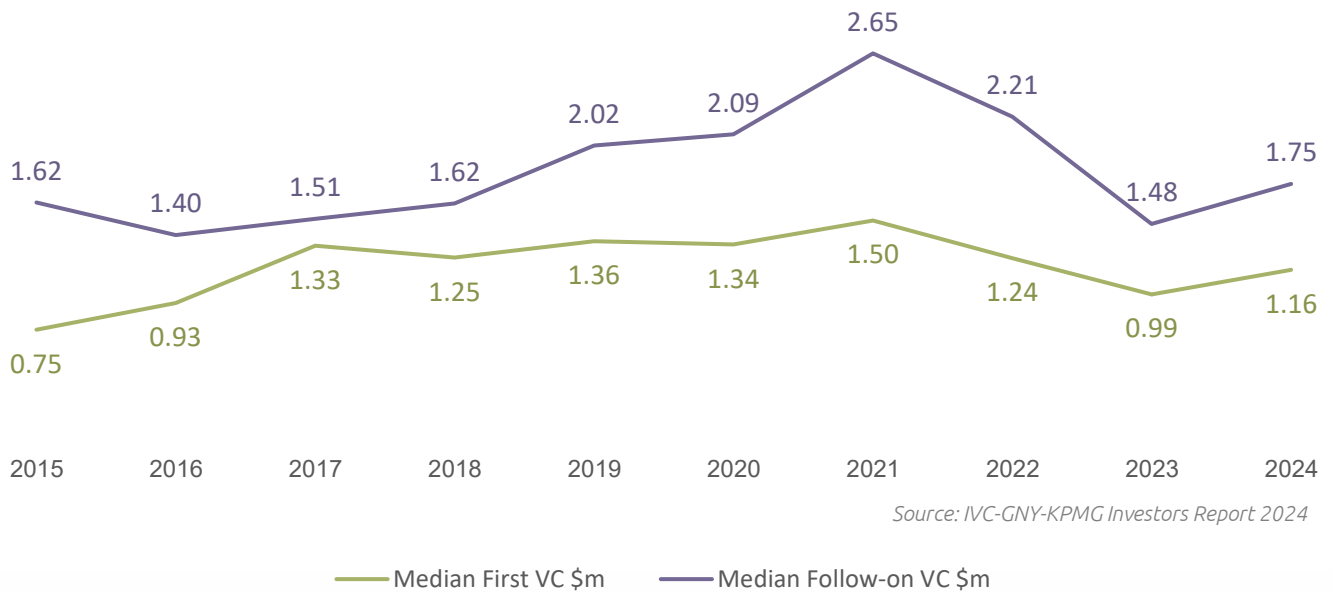
- # of First Israeli VC Investments
- # of First Foreign VC Investments
- # of First VC Investments
- Israeli VC Investments Estimation
- Foreign Investments Estimation
- Total VC Investments Estimation

OF FIRST VS FOLLOW-ON INVESTMENTS BY VC FUNDS IN ISRAELI HIGH-TECH | 2015 – 2024

of First Investments vs. Follow-ons by VC Funds – Share %

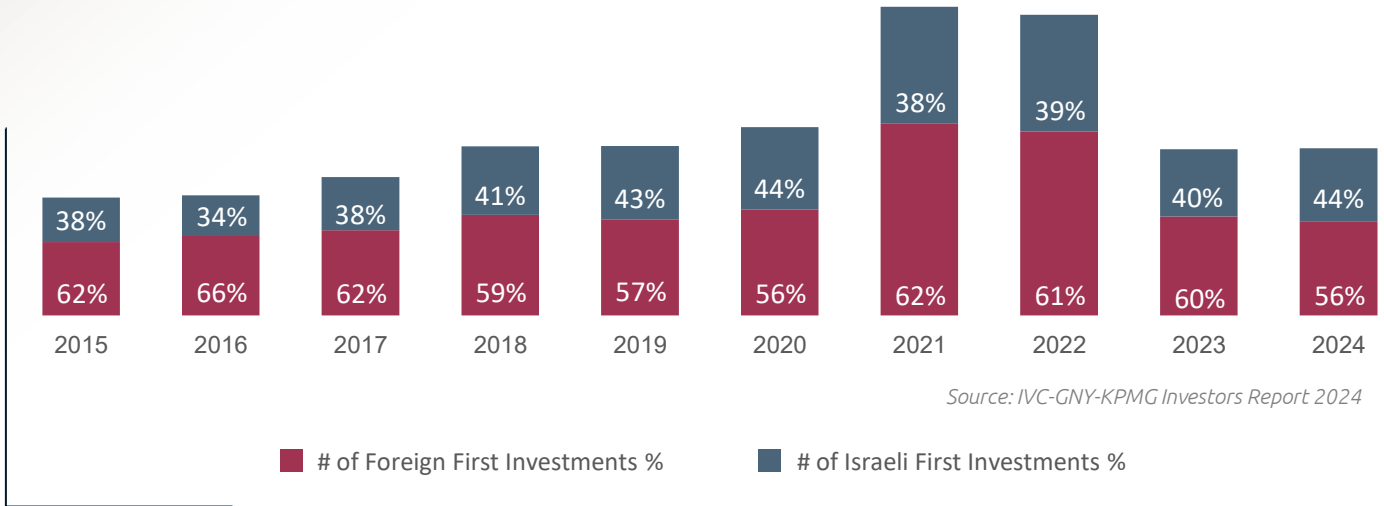


Median \$m First Investments vs. Follow-ons by VC Funds



ISRAELI VS FOREIGN VC'S FIRST INVESTMENTS IN ISRAELI HIGH-TECH | 2015 – 2024

of First Investments by Israeli vs. Foreign VC Funds – Share %

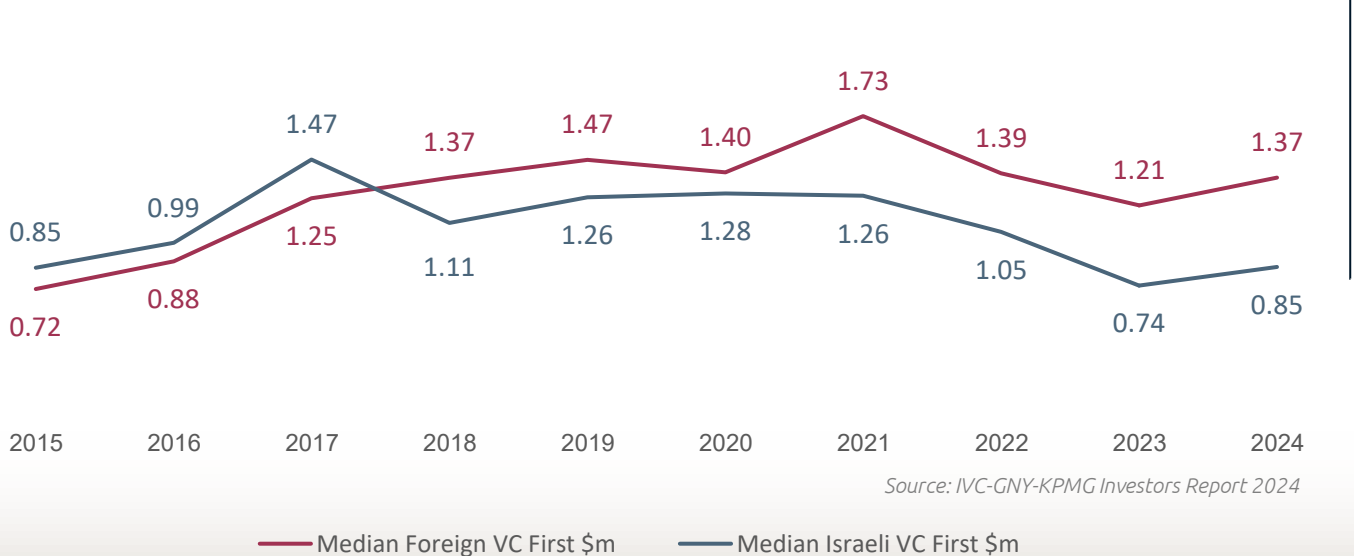


The pattern of first VC investment median amounts changed course during 2024 and increased after declining since 2021.

While the Israeli VC median is at the same level as it was a decade ago, in 2015, in the current financial environment, it is effectively a much lower amount (when adjusted for inflation in wages and services and change in the dollar rate) and might symbolize some weakness in the Israeli VC operations.

More pertinent to the relatively high share of foreign investors in first investments is the gap between the Israeli and foreign VCs first investment median. In 2024, this gap reached \$0.52m, the highest point in the last decade, following three years of widening.

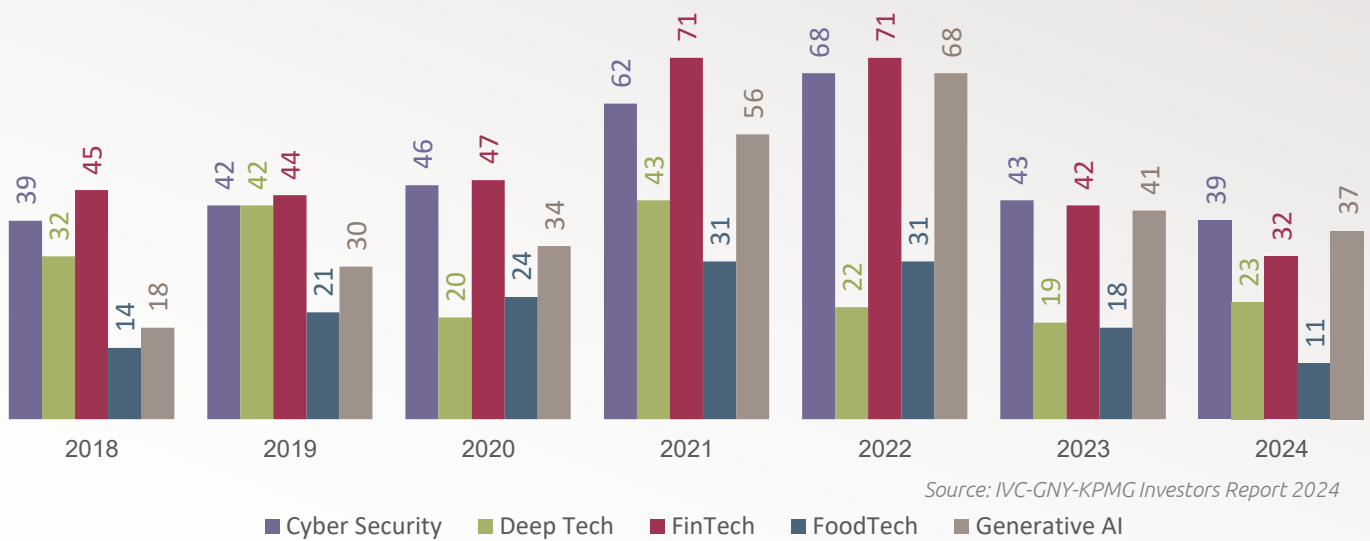
Median \$m First Investments by Israeli vs. Foreign VC Funds



ISRAELI VC FUNDS: # OF NEW PORTFOLIO COMPANIES BY TECH VERTICALS | 2015 – 2024

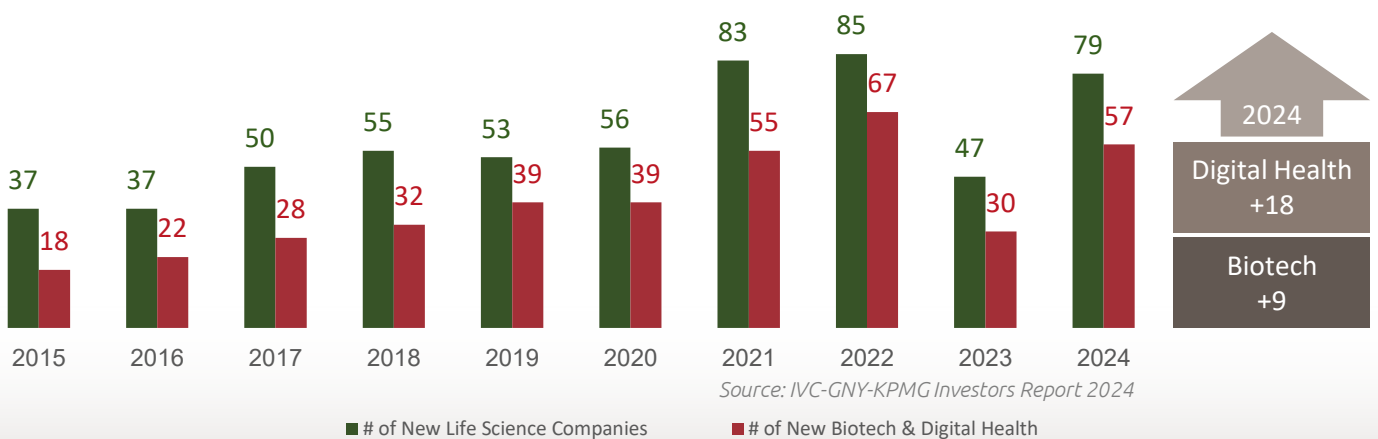
In 2024, Cyber Security and Generative AI companies enjoyed attention from Israeli VCs, while FinTech and FoodTech companies lost some of their charm. Deep Tech companies attracted capital from Israeli VCs, with nine deals over \$100m each, topped by Trax Solutions raising \$320m. Generative AI was headed by Hailo with \$120m and Fundguard led FinTech with \$100m.

of New Israeli High-Tech Companies in Israeli VCs Portfolio by Leading Technology Clusters



Israeli life sciences have enjoyed increased attention from Israeli VC funds in 2024, adding new digital health and biotech companies to their portfolios.

of New Israeli Life Science Companies in Israeli VCs Portfolio



*View IVC's Tech Verticals, Sectors and Sub-sectors in [IVC Glossary](#)

ISRAELI INSTITUTIONAL INVESTORS | 2024

METHODOLOGY

The Institutional Investors Report covers the period between 2020 - 2024.

The investments analyzed for this report are direct allocations to private companies only (Israeli start-ups) and include primary deals only (no secondary deals).

The data for this report was collected from public sources, including:

- Fund Periodical Reports
- Media Outlets
- Company/Investor Announcements and Publications
- www.ivc-online.com

The amounts in the Report relate to institutional investors investments in Israeli high-tech equity funding rounds during the period covered in this report.

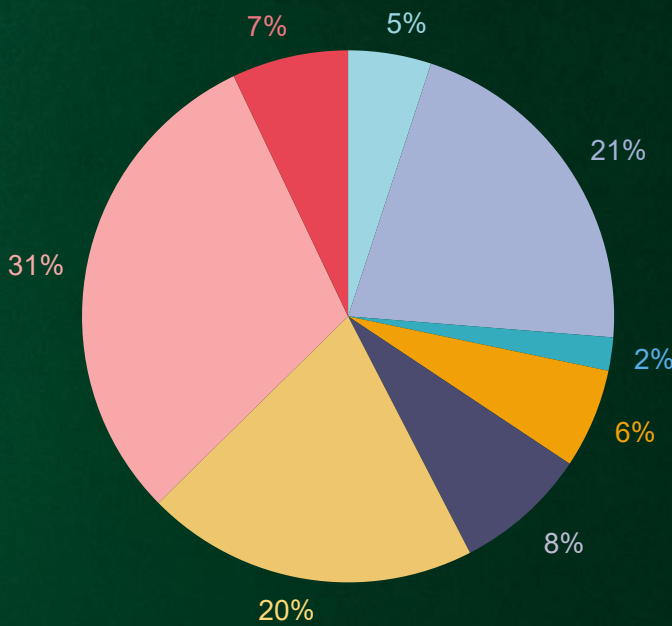
Analyses relating to institutional investors' direct investment amounts are based partially on estimates and therefore could have an error range of 10% – 20% from the real numbers.

The Report relates both to the number of deals Israeli institutional investors took part in and the number of investments each investor made. For example, in 2022, institutional investors took part in 68 deals but made 81 investments overall (some of the deals included more than one institutional investor).





ISRAELI INSTITUTIONAL INVESTMENTS IN ISRAELI HIGH-TECH | 2024



Institutional Investments in Israeli High-Tech Companies \$m 2024

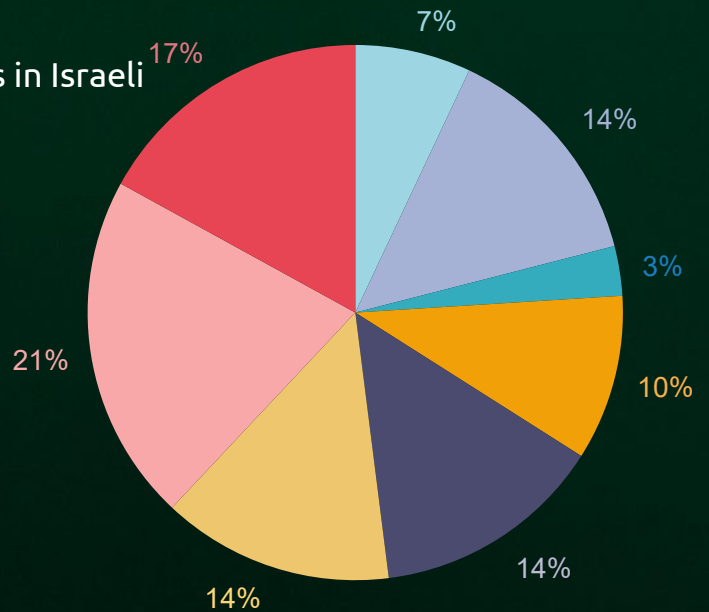
- Altshuler Shaham
- Clal
- Harel
- Meitav Dash
- Menora Mivtachim
- Migdal
- More
- The Phoenix

Source: IVC-GNY-KPMG Investors Report 2024

of Institutional Investments in Israeli High-Tech Companies 2024

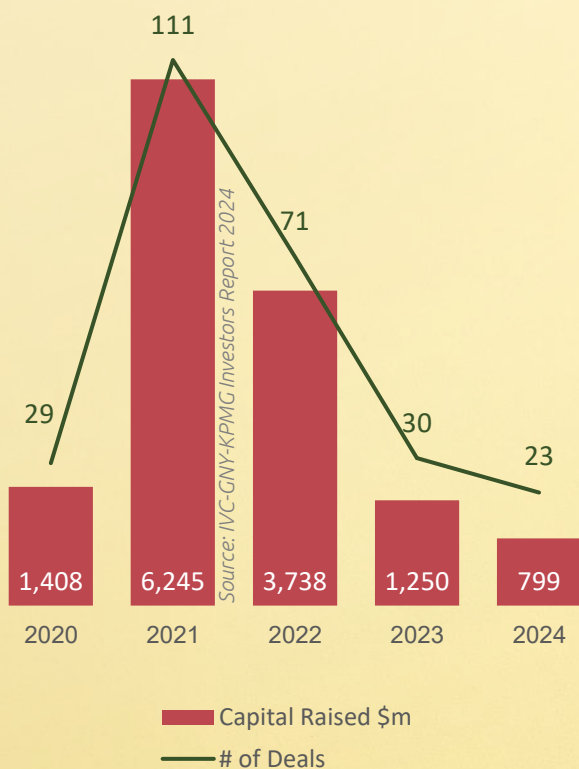
- Altshuler Shaham
- Clal
- Harel
- Meitav Dash
- Menora Mivtachim
- Migdal
- More
- The Phoenix

Source: IVC-GNY-KPMG Investors Report 2024

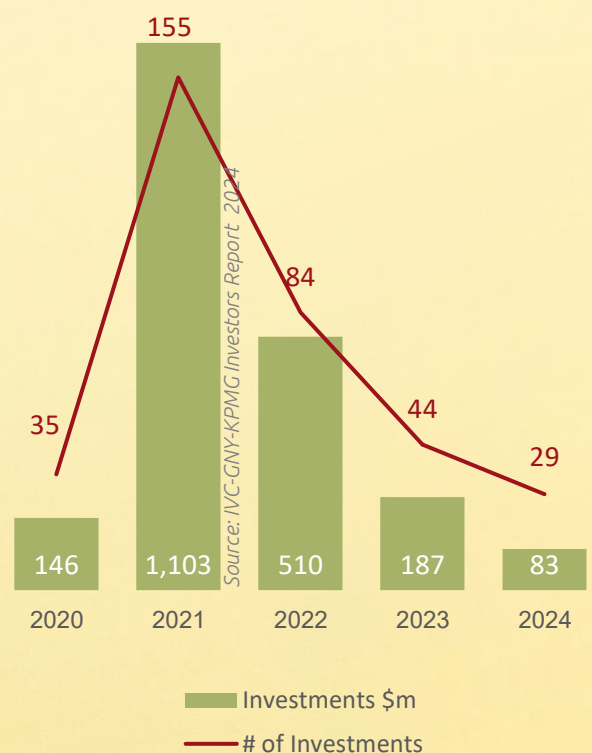


ISRAELI INSTITUTIONAL INVESTMENTS IN ISRAELI HIGH-TECH | 2020 – 2024

Israeli High-Tech Rounds with Institutional Investors

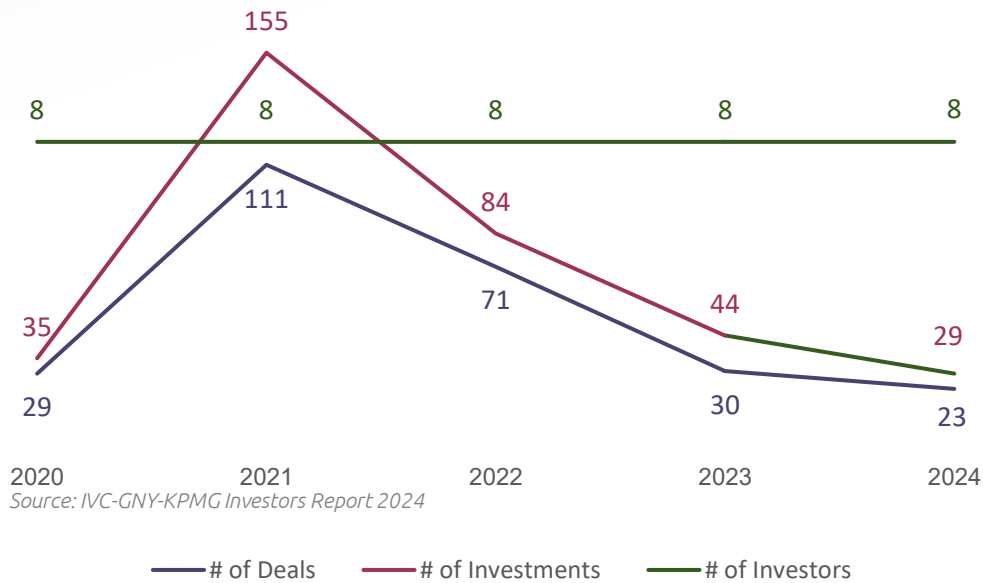


Institutional Investments in Israeli High-Tech Companies

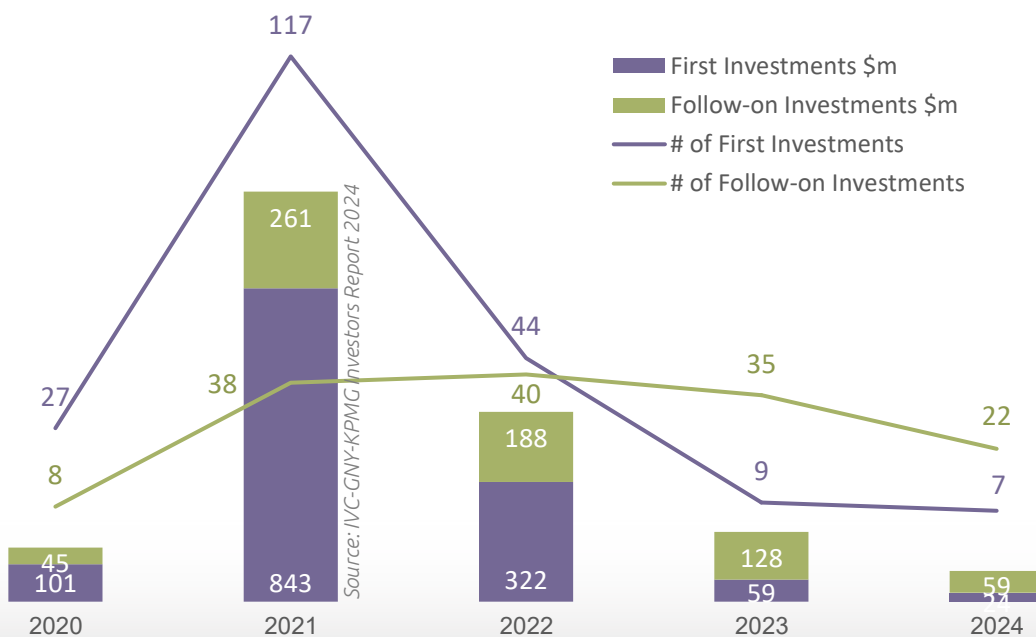


ISRAELI INSTITUTIONAL INVESTMENTS IN ISRAELI HIGH-TECH | 2020 –2024

Numbers: Israeli High-Tech Rounds with Institutional Investors



Israeli Institutional Investments: First vs Follow-on Investments



ISRAEL INNOVATION AUTHORITY | 2024

ISRAELI INNOVATION AUTHORITY | 2024

2024 was another turbulent year for Israeli high-tech, following four years of significant market fluctuations globally and locally. Despite these circumstances, the high-tech sector demonstrated very strong macro results with an all-time record in M&A activity of ~\$16B and high fundraising of ~\$10B for startups. However, a deeper look at the data reveals also some challenges:

First, the tendency of investors towards investments in more classic Israeli high-tech fields increased, focusing on cyber, fintech, and enterprise software. While these investments are a vote of confidence in the Israeli software sectors, they also limit the ability of other sectors to compete for funding.

Second, a relatively higher share of investments was in later stage rounds larger than \$50 million. On one hand, it shows the maturity levels of the Israeli tech ecosystem, offering phenomenal growth companies, yet, this fact also raises concerns about the ability of smaller and more vulnerable companies to raise funds in the current climate.

In light of these challenges, the Innovation Authority focused its efforts this year on direct investment in early-stage, deep-tech companies and securing available capital for investment through Israeli venture capital funds investing in early stages via the new Yozma Fund.

DeepTech Startup Fund

The Startup Fund, launched in 2024, offers non-dilutive direct investments as part of fundraising rounds for deep-tech companies in pre-seed, seed, and A rounds. For the first time, the Innovation Authority participates synchronously with the market as part of investment rounds in excellent deep-tech companies, thus reducing the risk for investors when investing in those companies. Authority's investments do not dilute existing shareholders and are given as a conditional grant, repaid to the Authority if the company reaches sales (as a percentage of revenues).



ISRAELI INNOVATION AUTHORITY | 2024

CONTINUED

Here is the Startup Fund structure:

Stage	Investment Round	Israel Innovation Authority's Funding %
Ideation (Tnufa)	~ \$ 70 K	80%
Pre-Seed	~ \$ 300K - \$ 1.5m	60%
Seed	~ \$ 1.5 - \$ 5m	50%
Round A	~ \$ 5 - \$ 20m	30%

During the months the fund was active in 2024, the Authority invested in dozens of companies at various stages, with a total investment of almost 400 million NIS.

The high demand for the Startup Fund, standing at hundreds of companies, indicates market challenges across all the tech sectors, and in deep-tech worlds in particular. Accordingly, the Authority's approval rate was about 25%. The lion-share of submissions to the Startup Fund were in medical devices, agritech, smart transportation, foodtech, and digital health.

The Authority allocated significant funds to the Startup Fund in 2025 and is expected to almost double the amount invested in breakthrough Israeli companies, hoping to stimulate more early-stage investment rounds in deep technologies.

New YOZMA Fund (Institutional investment catalyst)

In light of the challenges depicted, and in order to enhance capital availability to venture capital funds and by this securing available capital for investments in Israeli startups in early stages, the Authority launched the new Yozma Fund, in April 2024. The program is designed to encourage Israeli institutional investors to invest in Israeli venture capital funds, by creating a joint investment of the institutional investor and the Innovation.

Authority in venture capital funds, where the institutional investor can enjoy most of the portfolio's returns at the end of the investment period.

The successful launch of the program lead to 18 Israeli institutional investors which opted to participate in the new Yozma fund. The total amount to be invested in Israeli venture capital funds, as a result of this program, is about one billion dollars over the next two years, of which about \$160 million is state funds. According to the Yozma 2.0 fund terms, at least a quarter of the program's funds are to be invested in venture capital funds during the first half of 2025.

ABOUT

Founded in 1997, IVC Research Center is the leading data source and business information company in Israel's high-tech industry.

We help our clients understand the market, make connections and identify opportunities with access to the latest news, trends and developments.

From venture capital and private equity funds to industry leading companies and emerging startups across Israel's varied high-tech sectors, we cater to the varied business information needs that make up the Israeli high-tech ecosystem. We bring more than 25 years of experience of gathering and analyzing data, serving the IVC community. Our dedicated team of industry researchers and analysts has deep knowledge and hands-on experience working with Israel's high-tech sector.



www.ivc-online.com
data_analytics@ivc-online.com
 Registered Database #366723

WANT TO KNOW ISRAELI VCS ON A DEEPER LEVEL, AND ON A DAILY BASIS? THE CAPITAL THEY MANAGE, THE PEOPLE WHO RUN THEM, THEIR NEW INVESTMENTS, THEIR PORTFOLIO COMPANIES?

IVC's NEW INTERACTIVE DASHBOARD IS THE PERFECT TOOL FOR YOU!

Active Israeli Management Companies

MC Name	MC ID	MC Reg #	MC status	Established Date	Managed Capital	MC website	MC Card Link	MC																																																																								
&TLV (and Te...	cbe878cb-118...	NA	Active Private	2021		http://www.andt...	&TLV (and Tel...	<a href="http...</td> </tr> <tr> <td>10D Manage...</td> <td>a9308027-ac5...</td> <td>515915197</td> <td>Active Private</td> <td>2018</td> <td>1.065</td> <td>https://www.10...	10D Management	<a 1"="" href="httpo...</td> </tr> </tbody> </table> <p>Israeli VC Funds</p> <table border="> <thead> <tr> <th>Vintage Year</th> <th>Fund Status</th> <th>Fund Last Status Year</th> <th>Fund Website</th> <th>IVC Profile Link</th> <th>Fund IVC Card Link</th> <th>HQ Country</th> <th>HQ City</th> <th>Phone</th> <th>Addr</th> </tr> </thead> <tbody> <tr> <td>2019</td> <td>Fully Invested</td> <td>2019</td> <td>http://aleph.vc</td> <td>Aleph I LP</td> <td>http://www.ivc...</td> <td>Israel</td> <td>Tel Aviv</td> <td>972-3-879...</td> <td>32 R</td> </tr> <tr> <td>2018</td> <td>Fully Invested</td> <td>2019</td> <td>http://aleph.vc</td> <td>Aleph II LP</td> <td>http://www.ivc...</td> <td>Israel</td> <td>Tel Aviv</td> <td>972-3-879...</td> <td>32 R</td> </tr> <tr> <td>2019</td> <td>Fully Invested</td> <td>2021</td> <td>http://aleph.vc</td> <td>Aleph III LP</td> <td>http://www.ivc...</td> <td>Israel</td> <td>Tel Aviv</td> <td>972-3-879...</td> <td>32 R</td> </tr> <tr> <td>2021</td> <td>Final Closing</td> <td>2021</td> <td>http://aleph.vc</td> <td>Ale</td> <td></td> <td></td> <td></td> <td></td> <td></td> </tr> <tr> <td>2020</td> <td>Final Closing</td> <td>2022</td> <td>http://alivev...</td> <td>AlI</td> <td></td> <td></td> <td></td> <td></td> <td></td> </tr> <tr> <td>2020</td> <td>Final Closing</td> <td>2020</td> <td>https://www...</td> <td>Alr</td> <td></td> <td></td> <td></td> <td></td> <td></td> </tr> </tbody> 	Vintage Year	Fund Status	Fund Last Status Year	Fund Website	IVC Profile Link	Fund IVC Card Link	HQ Country	HQ City	Phone	Addr	2019	Fully Invested	2019	http://aleph.vc	Aleph I LP	http://www.ivc...	Israel	Tel Aviv	972-3-879...	32 R	2018	Fully Invested	2019	http://aleph.vc	Aleph II LP	http://www.ivc...	Israel	Tel Aviv	972-3-879...	32 R	2019	Fully Invested	2021	http://aleph.vc	Aleph III LP	http://www.ivc...	Israel	Tel Aviv	972-3-879...	32 R	2021	Final Closing	2021	http://aleph.vc	Ale						2020	Final Closing	2022	http://alivev...	AlI						2020	Final Closing	2020	https://www...	Alr					
Vintage Year	Fund Status	Fund Last Status Year	Fund Website	IVC Profile Link	Fund IVC Card Link	HQ Country	HQ City	Phone	Addr																																																																							
2019	Fully Invested	2019	http://aleph.vc	Aleph I LP	http://www.ivc...	Israel	Tel Aviv	972-3-879...	32 R																																																																							
2018	Fully Invested	2019	http://aleph.vc	Aleph II LP	http://www.ivc...	Israel	Tel Aviv	972-3-879...	32 R																																																																							
2019	Fully Invested	2021	http://aleph.vc	Aleph III LP	http://www.ivc...	Israel	Tel Aviv	972-3-879...	32 R																																																																							
2021	Final Closing	2021	http://aleph.vc	Ale																																																																												
2020	Final Closing	2022	http://alivev...	AlI																																																																												
2020	Final Closing	2020	https://www...	Alr																																																																												

Portfolio Companies Positions

Company Name	Company ID	Company Status	Country	City	Address	Contact...	Contact_ID	Position
Zoma Tech Ltd.	bf43f571-9afa-ec...	Active Private	United States	New York	NA	Batel Sho...	00cc4842-85...	CTO & Co-Foun
Zoma Tech Ltd.	bf43f571-9afa-ec...	Active Private	United States	New York	NA	Shachar ...	fe7d8c4d-9cf...	CEO & Co-Four
Acumen Labs Ltd.	5151fcf7-7818-e...	Active Private	Israel	Tel Aviv	6 Tushiya...	Daniel Shir	424d4b8a-fc7...	Board Member
Acumen Labs Ltd.	5151fcf7-7818-e...	Active Private	Israel	Tel Aviv	6 Tushiya...	Daniel Shir	424d4b8a-fc7...	CTO & Co-Foun
Acumen Labs Ltd.	5151fcf7-7818-e...	Active Private	Israel	Tel Aviv	6 Tushiya...	Itamar Mula	655ef5e8-fc7...	Board Member
Acumen Labs Ltd.	5151fcf7-7818-e...	Active Private	Israel	Tel Aviv	6 Tushiya...	Itamar Mula	655ef5e8-fc7...	VP, R&D & Co-F

TECHNOLOGY EXPERTISE

Gornitzky GNY is at the forefront of technology and innovation. Our technology practice represents a wide array of clients, including global technology companies, start-ups, investors, and funds. With a comprehensive understanding of the evolving market, we provide legal solutions for software, hardware, cyber, communications, internet, fintech, life sciences, AI, and other emerging technology businesses. Our expertise spans the entire business life cycle, from formation and commercial agreements to intellectual property matters and strategic advice. Through integration with our other practice areas, such as tax, employment, privacy, and litigation, we offer a comprehensive suite of services that address all our clients' legal needs.

PRIVATE INVESTMENT FUNDS

Gornitzky GNY's Private Investment Funds team offers a full range of services to investment funds, sponsors, founders, and investors throughout the entire fund lifecycle. Our expertise in both fund formation and investments in funds allows us to provide tailored and professional legal advice, suited for the specific needs and requirements of each client. We assist clients in structuring funds based on their investment strategies, regulatory requirements, and market practices. Our support extends to negotiations with investors, closings, regulatory compliance, corporate governance, and other aspects of fund operation. We collaborate with key players, including administrators, tax advisors, and regulators, to ensure a seamless experience for our clients.



Alla Markovich
Business Development and Marketing Lead
allam@gornitzky.com
O: +972.3.7109191
F: +972.3.5606555





KPMG ISRAEL



Dedicated to fostering positive and sustainable change, KPMG operates in 143 countries, with a workforce exceeding 275,000 professionals globally. We provide comprehensive audit, tax, and advisory services, addressing the needs of businesses, tech companies, startups, governments, and non-profits with a commitment to excellence and integrity.

In Israel, our team of 1,600 specialized professionals combines deep local insights with a global perspective, offering innovative solutions tailored to the dynamic Israeli market.

This approach enables access to KPMG's international expertise, ensuring our clients benefit from a blend of best practices and cutting-edge strategies.

Our Israeli services are particularly focused on the tech, finance, and entrepreneurial sectors, supporting businesses from startups to multinational corporations.

We help navigate market complexities, optimize performance, and drive sustainable growth through strategic audits, tax planning, and transformative advisory services.

At KPMG Israel, we exceed traditional accounting and consulting boundaries, striving to inspire transformative change and expand what's possible for our clients.



Adi Landress
Head of Marketing
alandress@kpmg.com
O: +972 3 684 8741
M: +972 52 4848356

The State of Israel considers innovation to be a valuable resource and a necessary element for ensuring the economic prosperity of the Israeli economy. The Innovation Authority is an independent statutory authority charged with promoting innovation as a lever for inclusive and sustainable economic growth in Israel. In more detail, the Authority's tasks are to preserve and strengthen Israel's technological leadership and entrepreneurial culture, and to increase the economic value these bring to the Israeli economy, by contributing to output and exports, by creating quality employment, and by preserving the State of Israel's place at the forefront of global innovation.

The Authority formulates a policy for the realization of the mission and carries it out through support tracks and diverse funding and assistance tools. In addition, the authority advises the government and the Knesset committees regarding innovation policy in Israel, monitors and analyzes the changes in the technological innovation environment in Israel and abroad, and creates collaborations with other authorized authorities around the world to help promote technological innovation in industry and the Israeli economy.



contactus@innovationisrael.org.il
innovationisrael.org.il



2024 COPYRIGHTS

The information contained in this report is derived from IVC-Online - IVC Research Center Ltd. ("IVC") Database.

This report is copyrighted, no part of the material in this report (including, but not limited to text, content, and images) may be reproduced, republished or utilized in any form or by any means without the explicit and prior written consent of IVC.